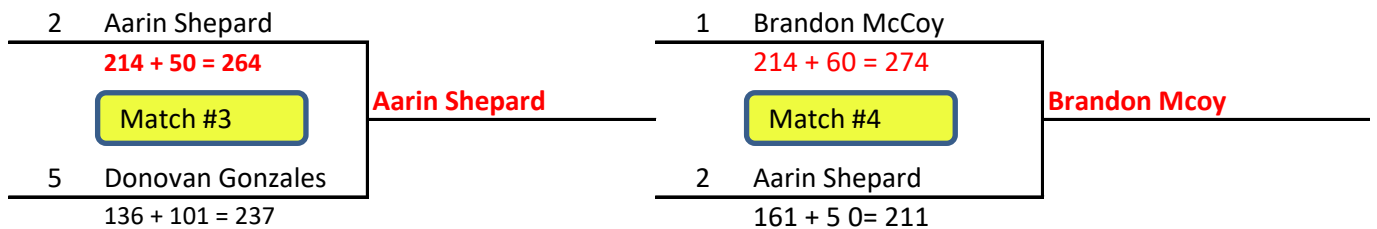
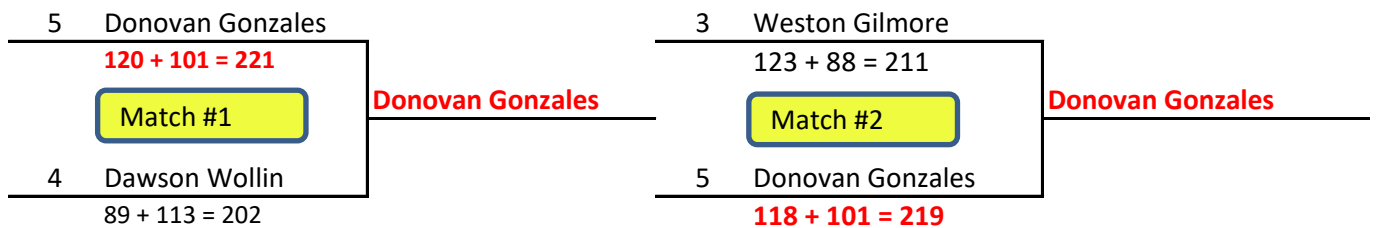


Division 1 (Boys - Handicap) (11 years and younger) (Qualifying Games)

Lane	Entry #	Name	Average	HDCP	Game 1	Game 2	Game 3	Game 4	Subtotal	HDCP x4	Total	Place
25A	66	Brandon McCoy	140	60	137	152	180	221	690	240	930	1
26D	47	Aarin Shepard	150	50	150	213	149	158	670	200	870	2
22F		Weston Gilmore	112	88	100	128	162	124	514	352	866	3
20E		Dawson Wollin	87	113	102	101	129	78	410	452	862	4
22d	102	Donovan Gonzales	99	101	121	103	102	98	424	404	828	5
26C	69	Noah Guira	149	51	148	159	193	123	623	204	827	6
20C	38	Luka Gregorich	44	156	45	38	52	55	190	624	814	7
25B	39	Ryland Gregorich	141	59	174	158	116	109	557	236	793	8
22C	7	Tremell Adams	89	111	110	87	72	77	346	444	790	9
26E	11	Jon Verde III	157	43	134	144	150	189	617	172	789	10
23A	78	Steven Decker	97	103	90	111	79	91	371	412	783	11
21B	63	Brady LeBowsky	88	112	93	69	86	86	334	448	782	12
24C	12	Xander Radford	120	80	93	111	116	142	462	320	782	13
21A	64	Jason Schell	85	115	75	102	70	74	321	460	781	14
24D	53	Aidan Ominga	137	63	128	135	115	144	522	252	774	15
23B	86	Ryan Volentine	99	101	95	79	96	75	345	404	749	16

Division 1 Boys Stepladder Results

(Results shown below are displaying the game score and the handicap)



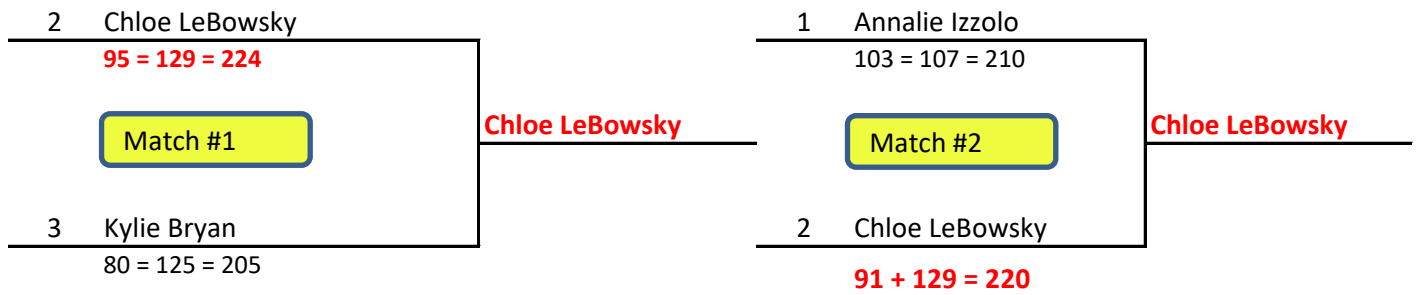
Scholarship Awards		
1st:	Brandon McCoy	\$350
2nd	Aarin Shepard	\$225
3rd	Donovan Gonzales	\$150
4th	Weston Gilmore	\$75
5th	Dawson Wollin	\$50
Total		\$850

Division 2 (Girls - Handicap) (11 years and younger) (Qualifying Games)

Lane	Entry #	Name	Average	HDCP	Game 1	Game 2	Game 3	Game 4	Subtotal	HDCP x4	Total	Roll Off	Place
29A	74	Annalie Izzolo	93	107	97	138	106	90	431	428	859		1
28D	62	Chloe LeBowsky	71	129	82	80	77	90	329	516	845		2
27A	5	Kylie Bryan	75	125	84	58	85	70	297	500	797		3
28C	51	Aaliyah Ominga	85	115	86	81	92	76	335	460	795		4
29B	85	Kylie Volentine	88	112	65	91	86	81	323	448	771		5
27B	40	Noel Gregorich	126	74	109	117	112	121	459	296	755		6

Division 2 Girls Stepladder Results

(Results shown below are displaying the game score and the handicap)



Scholarship Awards		
1st:	Chloe LeBowsky	\$350
2nd	Annalie Izzolo	\$225
3rd	Kylie Bryan	\$150
	Total	\$725

Division 3 - Boys Handicap (12 years and older) (Qualifying Games)

Lane #	ENTRY#	Name	Average	HDCP	Game 1	Game 2	Game 3	Game 4	Subtotal	HDCP	Total	Place
33A	16	Jacob Walton	140	60	188	194	165	190	737	240	977	1
34E	42	Shane Farr	126	74	146	172	158	156	632	296	928	2
35B	44	Thomas Taylor	122	78	157	137	146	145	585	312	897	3
34C	18	Joshua Castronova	162	38	202	184	167	191	744	152	896	4
34D	19	Ethan Sui	124	76	104	171	149	168	592	304	896	5
36D	17	Derek Raridon	153	47	158	176	181	173	688	188	876	6
33B	83	Cameron Lilley	164	36	205	189	176	155	725	144	869	7
39B	81	Alexander Domingo	177	23	202	167	172	225	766	92	858	8
39A	48	Anthony Mandarino	116	84	108	134	147	117	506	336	842	9
37A	61	Joseph Lester	110	90	112	130	102	134	478	360	838	10
36E	49	Josue DeAlba	176	24	219	157	168	196	740	96	836	11
40C	90	Nicholas Storione	88	112	79	81	96	112	368	448	816	12
40D	91	Brett McEachern	193	7	187	210	226	157	780	28	808	13
37B	76	Richard Decker	162	38	191	147	142	163	643	152	795	14
31B	8	Leoangelo Salcedo	141	59	150	129	142	135	556	236	792	15
36C	45	Tristan Keith	177	23	205	165	163	156	689	92	781	16
38D	79	Noah Barranco	155	45	138	174	155	133	600	180	780	17
38E	80	Mark Lacksanamyxay	189	11	168	148	197	222	735	44	779	18
32F	101	Aidan Strohecker	118	82	114	109	91	130	444	328	772	19
38C	77	Adam Ganz	186	14	197	203	169	141	710	56	766	20
40E	96	Jordan Gil	193	7	168	188	154	228	738	28	766	21
32C	9	Ely Salcedo	175	25	176	180	135	161	652	100	752	22
32E	15	Tyler Castronova	135	65	137	124	113	107	481	260	741	23
34E	102	Zachary Gonzalez	173	27	150	150	146	170	616	108	724	24
36F	106	Zachary Gerstenkorn	163	37	164	97	138	164	563	148	711	25
31A	6	Sam Gutwald	137	63	107	113	101	135	456	252	708	26
32D	10	Kyle Lightford	112	88	69	83	101	98	351	352	703	27

Division 3 - Boys Stepladder Results

(Results shown below are displaying the game score and the handicap)

4 Joshua Castronova

$$162 + 74 = 236$$

Match #1

Ethan Sui

3 Thomas Taylor

$$177 + 78 = 255$$

Match #2

Thomas Taylor

5 Ethan Sui

$$151 + 75 = 227$$

5 Ethan Sui

$$162 + 76 = 238$$

2 Shane Farr

$$162 + 74 = 236$$

Match #3

Shane Farr

1 Jacob Walton

$$138 + 60 = 198$$

Match #4

Shane Farr

3 Thomas Taylor

$$150 + 78 = 228$$

2 Shane Farr

$$149 + 74 = 223$$

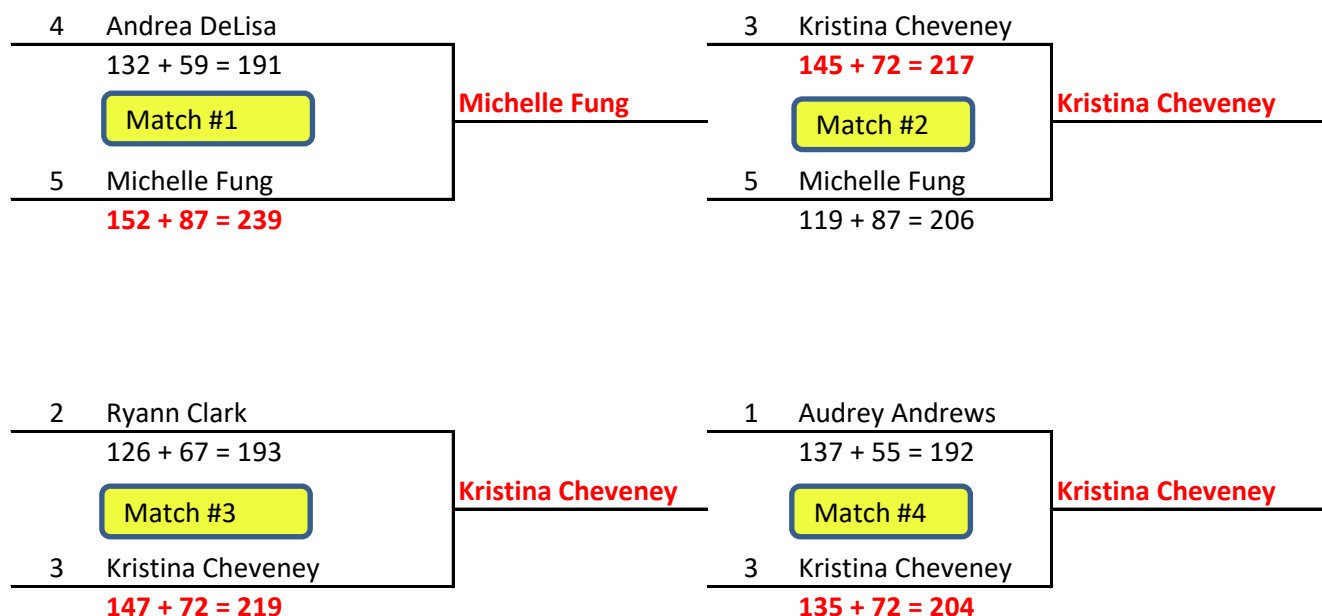
Scholarship Awards		
1st:	Shane Farr	\$350
2nd	Jacob Walton	\$225
3rd	Thomas Taylor	\$150
4th	Ethan Sui	\$75
5th	Joshua Castronova	\$50
	Total	\$850

Division 4 - Girls Handicap (12 years and older) (Qualifying Games)

Lane	Entry #	Name	Avg	HDCP	Game 1	Game 2	Game 3	Game 4	Subtotal	HDCP x 4	Total	Place
41A	57	Audrey Andrews	145	55	191	166	156	195	708	220	928	1
49D	89	Ryann Clark	133	67	148	166	164	128	606	268	874	2
48c	67	Kristina Chenevey	128	72	161	140	143	127	571	288	859	3
45A	3	Andrea DeLisa	141	59	173	109	114	223	619	236	855	4
42D	22	Michelle Fung	113	87	140	130	133	96	499	348	847	5
44D	1	Sophia Fleming	110	90	142	89	121	131	483	360	843	6
42C	88	Brenna Clark	117	83	106	150	134	120	510	332	842	7
44E	2	Caitlin Farr	156	44	135	148	162	192	637	176	813	8
41B	60	Isabella Lester	116	84	142	136	75	121	474	336	810	9
48B	26	Faythe Reid	165	35	191	146	179	143	659	140	799	10
43B	71	Justyce McCoy	163	37	174	138	177	161	650	148	798	11
42F	105	Katie Shaffner	154	46	124	134	168	182	608	184	792	12
42E	68	Alexiz Bustamante	167	33	134	154	160	205	653	132	785	13
47A	25	Layla Thoma	146	54	140	155	119	141	555	216	771	14
45B	20	Savanna Orlando	152	48	109	150	162	153	574	192	766	15
46C	21	Angelina Ciro	122	78	95	113	128	115	451	312	763	16
44C	84	Makenzie Derezotes	178	22	130	167	189	188	674	88	762	17
49E	95	Hayley Halas	160	40	168	125	167	128	588	160	748	18
40F	104	Megan Shaffner	138	62	125	129	105	128	487	248	735	19
43A	23	Carmen Guba	166	34	147	121	155	162	585	136	721	20
46D	24	Fatima Thoma	125	75	92	120	95	96	403	300	703	21
46E	52	Marissa Ruiz	132	68	99	114	74	102	389	272	661	22
49F	93	Lauren Abbatangelo	150	50	106	121	112	91	430	200	630	23

Division 4 - Girls Stepladder Results

(Results shown below are displaying the game score and the handicap)



Scholarship Awards		
1st:	Kristina Cheveney	\$350
2nd	Audrey Andrews	\$225
3rd	Ryann Clark	\$150
4th	Michelle Feng	\$75
5th	Andrea DeLisa	\$50
	Total	\$850

Division 5 - Boys Scratch (Qualifying Games)

Lane	Entry #	Name	Avg	Game 1	Game 2	Game3	Game 4	Game 5	Game 6	Total	Qualify
53B	33	Andrew Guba	219	257	187	265	173	242	201	1325	1
54D	98	Deo Benard		221	212	209	218	256	173	1289	2
52C	29	Terrance (TJ) Rock	217	215	232	183	186	205	231	1252	3
54D	55	Devyn Patalina	211	212	170	248	204	188	215	1237	4
54E	58	Caleb Andrews	197	180	178	175	254	232	208	1227	5
52E	31	Mana Mortensen	194	169	181	224	184	245	214	1217	6
56D	75	Cerell Cardines	200	180	198	236	236	182	173	1205	7
56C	73	Kyle Rendon	200	191	194	176	210	195	194	1160	8
55B	70	Zachery Dobbs	200	232	206	159	201	188	166	1152	9
54C	46	Sebastian Huffman	196	205	181	201	181	195	149	1112	10
51A	27	Nolan Sepulveda	199	194	201	229	181	160	134	1099	11
57A	87	Dylan King	165	156	182	179	154	196	187	1054	12
56E	82	Makoa Ho'okano	201	164	166	180	170	171	164	1015	13
51B	28	Anthony Prevetti	156	184	166	183	173	170	135	1011	14
53C		J Yeager		174	129	170	185	191	158	1007	15
52D	30	Brysen Mortensen	181	171	160	214	150	147	155	997	16
55A	59	Jamison Kaboli	200	138	168	178	157	161	192	994	17
57B	92	Gianni Silva	170	159	149	152	163	164	201	988	18
48F	107	Corben Casper	170	154	130	159	168	124	163	898	19

Boys Scratch Match Play (Best 2 out of 3)

1 Andrew Guba 203 223		2 Deo Benard 154 168
	Kyle Rendon	Cerell Cardines
8 Kyle Rendon 214 233		7 Cerell Cardines 267 194

3 TJ Rock 223 175 238		4 Devyn Patalina 170 141
	TJ Rock	Caleb Andrews
6 Mana Mortensen 214 198 187		5 Caleb Andrews 210 170

Boys Scratch Semi-Finals (Best 2 out of 3)

3	TJ Rock	TJ Rock	5	Caleb Andrews
	245 245			165 222 176
8	Kyle Rendon		7	Cerell Cardines
	172 179			245 120 225

Boys Scratch Finals (Best 2 out of 3)

3	TJ Rock	TJ Rock
	244 235	
7	Cerell Cardines	
	234 218	

Scholarship Awards		
1st:	TJ Rock	\$500
2nd	Cerell Cardines	\$350
3rd	Caleb Andrews	\$225
3rd	Kyle Rendon	\$225
5th	Andrew Guba	\$75
5th	Deo Benard	\$75
5th	Devyn Patalina	\$75
5th	Mana Mortensen	\$75
	Total	\$1,600

Division 6 (Girls Scratch) (Qualifying Games)

Lane	Entry #	Name	Avg	Game 1	Game 2	Game 3	Game 4	Game 5	Game 6	Total	Place
58D	34	Vanessa Fuzie	186	167	187	179	165	213	268	1,179	1
61A	92	April McDonnell	194	210	187	204	193	168	196	1,158	2
60D	56	Samantha Conti	197	180	215	191	202	187	177	1,152	3
60C	41	Marisol Ramirez-Buckles	170	186	194	194	191	222	162	1,149	4
59B	37	Raycine Mortensen	192	192	201	191	190	143	150	1,067	5
59A	36	Olivia Lampkin	202	178	198	184	163	160	177	1,060	6
54	100	Savannah Decker		177	155	166	233	144	172	1,047	7
57	97	Lexi Cassman		169	159	194	149	189	165	1,025	8
58E	35	Jazelle Lampkin	187	191	180	177	187	115	169	1,019	9
60E	65	Alayna Purdy	174	170	165	124	169	169	161	958	10
58C	4	Jasmine Derico	N/A	184	177	136	110	117	153	877	11
61B	99	Alexis Gamon		115	145	142	154	161	148	865	12

Girls Scratch Match Play (Best 2 out of 3)

1	Vanessa Fuzie 172 165		2	April McDonnell 195 186 190
		Vanessa Fuzie		April McDonnell
8	Lexie Cassman 153 155		7	Savannah Decker 199 178 157

3	Samantha Conti 225 200 200		4	Marisol Ramirez-Buckles 182 225
		Olivia Lampkin		Marisol Ramirez-Buckles
6	Olivia Lampkin 146 209 203		5	Raycine Mortensen 139 193

Girls Scratch Match Play Semi-Finals (Best 2 out of 3)

Vanessa Fuzie 217 218		April McDonnell 151 154
Olivia Lampkin 214 168		Marisol Ramirez-Buckles 183 203

Girls Scratch Match Play Finals (Best 2 out of 3)

Vanessa Fuzie

176 **189** **197** **28**

Vanessa Fuzie

Marisol Ramirez-Buckles

179 183 197 27

Scholarship Awards		
1st	Vanessa Fuzie	\$500
2nd	Marisol Ramirez-Buckles	\$350
3rd	April McDonnell	\$225
3rd	Olivia Lampkin	\$225
5th	Samantha Conti	\$75
5th	Raycine Mortensen	\$75
5th	Savannah Decker	\$75
5th	Lexie Cassman	\$75
Total		\$1,600